

ERRATA

Padlyak B., Vlokh O., Sagoo K. Ukr. J. Phys. Opt. 6 (2005) 33-43.

Page 36. The correct version of Fig. 2 is as follows:

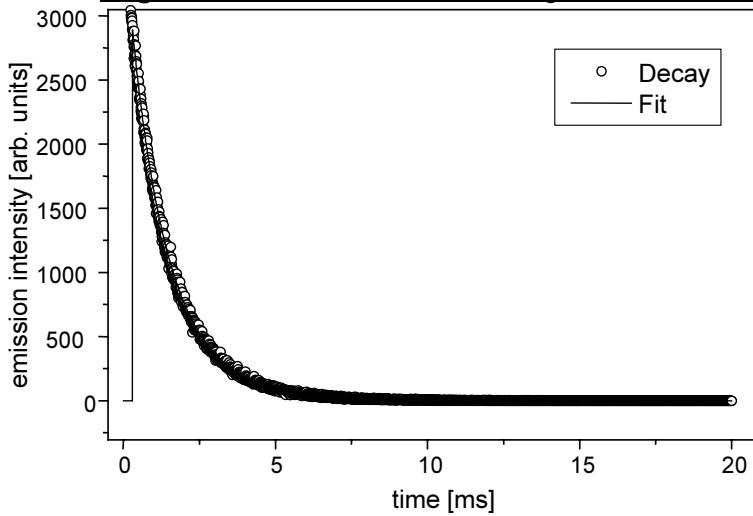


Fig. 2. Decay curve for Eu³⁺ luminescence centres ($^5D_0 \Rightarrow ^7F_2$ transition, $\lambda_{\max} = 615$ nm) detected at 295 K (open circles) and the two-exponential fit (solid line).

Page 38. The correct version of Fig. 5 is as follows:

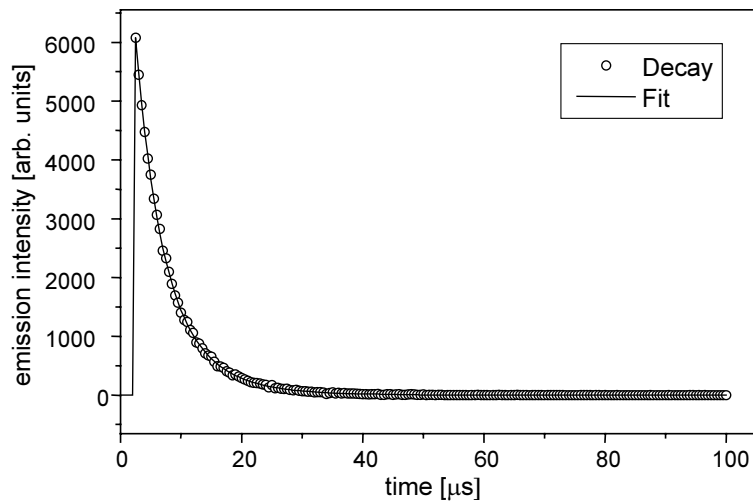


Fig. 5. Decay curve for Ho³⁺ luminescence centres ($^5S_2 \rightarrow ^5I_8$ transition, $\lambda_{\max} = 545$ nm) detected at 295 K (open circles) and the two-exponential fit (solid line).

Page 41. The correct version of Fig. 8 is as follows:

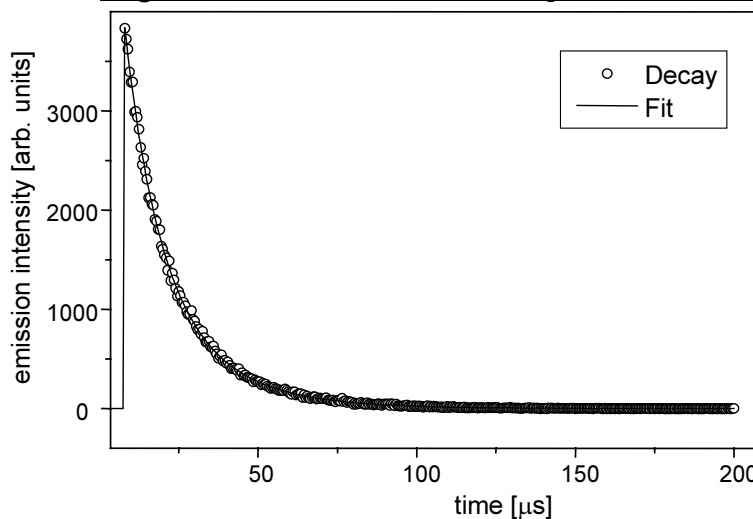


Fig. 8. Decay curves for Er³⁺ luminescence centres ($^4S_{3/2} \rightarrow ^4I_{15/2}$ transition, $\lambda_{\max} = 555$ nm) detected at 295 K (open circles) and the two-exponential fit (solid line).